

EASY-TOUCH Request to Exit

SPECIFICATIONS:

ELECTRICAL:

VOLTAGE:

0 to 40 VDC

CURRENT RATING:

200ma typical, 400 ma **maximum**

RESISTANCE:

ON: less then 50 ohms

OFF: Greater than 5 Meg ohms

MECHANICAL:

3" wide x, 4.5" Length, x .5" Depth

ENVIRONMENTAL:

TEMPERATURE:

-20° F to 180° F (This is not limited by the switch but the label material)

Switch Life:

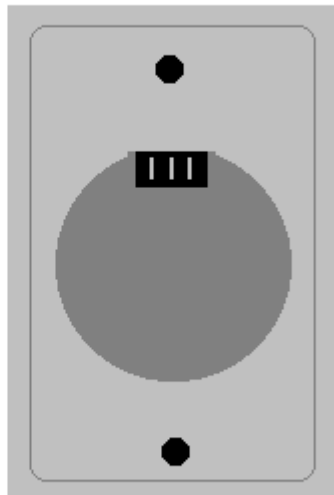
Greater than 20,000,000 operations

Closure Duration:

1/4 seconds typical



Front View

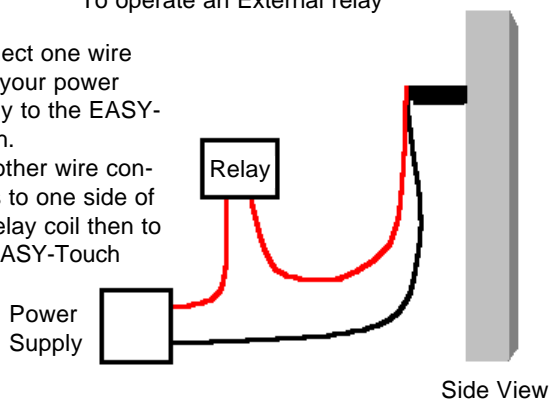


Back View

To operate an External relay

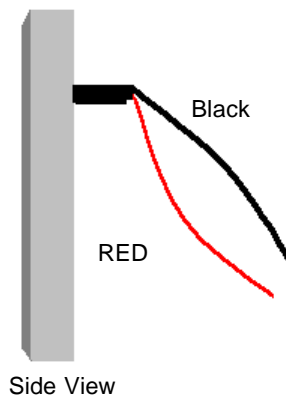
Connect one wire from your power supply to the EASY-Touch.

The other wire connects to one side of the relay coil then to the EASY-Touch



Side View

Connecting EASY-TOUCH to an IEI Keypad



Side View

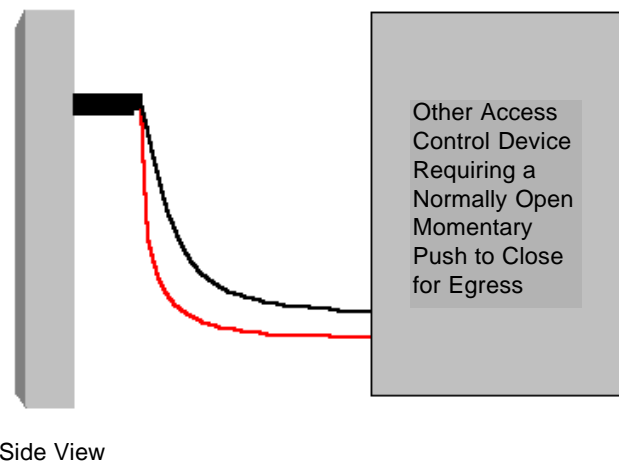
Connect to either:

Screw terminals marked W/O and BR
or

Wires:
white with orange trace
and brown

Packing Checklist:

- IEI EASY-TOUCH (1)
- Two Conductor Harness (1)
- 5/64 Allen Head Screws (2)
- Mounting Gasket (1)
- 5/64 Allen Wrench (1)
- Self Adhesive labels (3)



Side View

To Install:

- 1.) Attach Red & Black wires to normally open request to exit loop.
- 2.) Secure the wire connections and tuck them inside the electrical box
- 3.) Place the foam gasket behind the EASY-TOUCH and mount to an electrical box with the allen screws provided.
- 4.) When wiring the EASY-TOUCH or any request to exit device to any of the IEI access control keypads (excluding the 212 series) and you are not using a door position switch, you must jump closed the door position loop.

* any further install questions, please consult the Technical Support Department at IEI

IEI Access Control Products:

IEI Self-Contained Access Control Series

The powerful features of an intergrated access control system in the form of a simple to install self-contained unit

IEI Secured Series

Networkable, single-door controllers allow flexible yet powerful, full-function access control.

IEI Command and Control Series

Flexible keypads with user programmable outputs which can control a lock or any device with an on/off switch.

Features:

- Weatherproof self-contained metal housing
- Suitable for most environments
- No moving parts
- Rugged and vandal resistant
- No need for skin contact; gloved hands, elbows, etc. o.k.
- No Power Required

If this product does not seem to operate properly, please call our Technical Department toll free at 1-800-343- 9502 (781-821-5566) Monday -Friday 8:00 am-7:00 pm EST.

We understand your time is valuable, and we know that calling our Technical Support Department will ensure that you'll make the most profit possible with your IEI product. Thank you for your purchase. We appreciate your business.

International Electronics, Inc. (IEI) warrants its products to be free from defects in material and workmanship, when they have been installed in accordance with the manufacturer's instructions, and have not been modified or tampered with. IEI does not assume any responsibility for damage or injury to person or property due to improper care, storage handling, abuse, misuse, normal wear and tear, or an act of God.

IEI's sole responsibility is limited to the repair (at IEI's option) or the replacement of the defective product or part when sent to IEI's facility (freight and insurance charges prepaid), after obtaining IEI's Return Merchandise Authorization. IEI will not be liable to the purchaser or any one else for incidental or consequential damages arising from any defect in, or malfunction of, its products.

This warranty shall expire two years after shipping date. Except as stated above, IEI makes no warranties, either express or implied, as to any matter whatsoever, including, without limitation to, the condition of its products, their merchantability, or fitness for any particular.



INTERNATIONAL ELECTRONICS, INC.
427 TURNPIKE STREET, CANTON, MA 02021 U.S.A.
800-343-9502, 781-821-5566
781-821-4443 (FAX)
FAX INFORMATION CENTER 781-821-0734 (FROM YOUR FAX MACHINE)

Visit our website for Access Control & Glassbreak information,
New Products, Specifications, Applications, Seminars, and Partners
@ www.ieib.com

610 0580 Rev 1.1